


Drawing Book



Welcome to a space where your imagination matters. This book is here to spark your ideas, sharpen your thinking, and help you bring your creative best to life. design isn't just about drawing—it's about how you see, think, and solve. So dream boldly, draw freely, and never stop creating. Let's get started!



CONTENT



INTRODUCTION

- Importance of drawing in design entrance exam
- Observational, Imaginative, Analytical drawing
- Tools and materials for sketching



FUNDAMENTALS OF DRAWING

- Shapes, lines and forms
- Understanding light and shadow
- Perspective drawing
- Correct drawing workflow
- Object drawing
- Scale and proportions



CHARACTER AND HUMAN DRAWING

- Human proportions and stick figures
- Emotions and body language
- Different poses and movements
- Clothing and fabric folds



SCENE COMPOSITION AND STORYTELLING

- Arranging objects and characters in a scene
- Creating depth and perspective
- Indoor and outdoor scene
- Storytelling through drawings
- Step drawing



CREATIVE AND IMAGINATIVE DRAWING

- Doodling and concept sketching
- Abstract and surreal drawings
- Creative designs from shapes and patterns



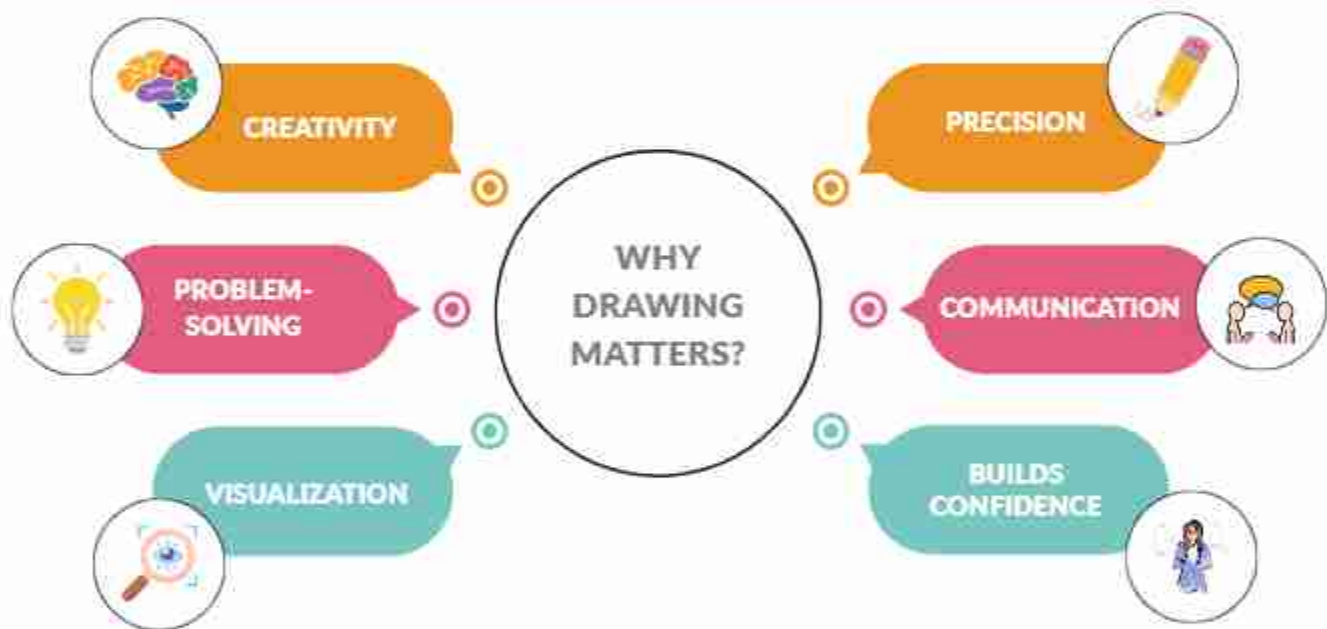
MOCK TESTS

INTRODUCTION

Hello Design Aspirants!

Before we jump into the full drawing syllabus for your Design Entrance Exams, let's first understand why drawing is your ultimate superpower! It's not just about sketching—it's about unlocking creativity, solving design challenges, and communicating ideas with precision. Mastering drawing will set the foundation for your journey ahead, helping you think visually and stand out in your exams.

Let's dive into why drawing truly matters!



Let's jump into your first creative task!



Your name is more than letters, it's your creative signature! Design it with shapes, patterns, and styles. No limits, no perfection—just have fun and let your imagination lead!

Drawing is a fundamental skill in design, helping you express your ideas, sharpen your creativity, and improve problem-solving. Let's learn three core types of drawing: OBSERVATIONAL, IMAGINATIVE, ANALYTICAL drawing.



**OBSERVATIONAL
DRAWING**



**IMAGINATIVE
DRAWING**



**ANALYTICAL
DRAWING**



- Observational drawing means drawing what you see in real life.
- It's about capturing details like shape, size, light, shadow, and texture.

Let's see an example!

In the first sketch, the apple drawn is without observation—just a basic outline with no details. While in the second sketch, by carefully observing its shape, size, light, shadow, and texture, the apple is drawn with better accuracy and realism.

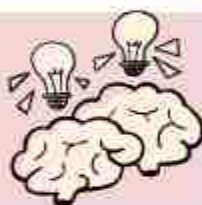




It's Time for an Observation Challenge

Find three simple objects around you, eg. a cup, a pen, etc. Without looking at them, draw each one from memory. Now, take a moment to carefully observe their shape, details, and textures. This time, redraw them while focusing on what you truly see! Compare both drawings—can you spot the differences? This is the power of observational drawing!

IMAGINATIVE DRAWING



- Imaginative drawing comes from your mind, allowing you to create things that don't exist in real life, like unique characters, fantasy worlds, or abstract shapes.
- It's about transforming random shapes, lines, or abstract ideas into meaningful objects or scenes using creativity and imagination.

Let's see an example!

In the first sketch, you see a simple cloud shape—just a basic outline. But in the second sketch, using imagination and creativity, the cloud transforms into a cat! This is the essence of imaginative drawing, taking something ordinary and turning it into something completely new with creativity.

